

**SMF Format 1 to SMF Format 0 Converter**

**FC10**

**User's Manual Version 1.0.0**



## ***Contents***

---

Chapter 1 -----What is FC10? .....	3
Chapter 2 -----Usage.....	4
Chapter 3 -----Format exchange specification .....	5
Chapter 4 -----Error Message .....	6
Chapter 5 -----Frequently Asked Questions .....	7

## ***Revision History***

Version	Date	Content
1.0.0	2003/08/26	First Release

- Copyright of this document is the property of YAMAHA Corporation.
- Transfer or copying of this document in part or in whole requires the permission of YAMAHA Corporation.
- The contents of this document may be changed without a preliminary announcement.

## *Chapter 1 -----What is FC10?*

### ***Introduction***

FC10 is a converter application which exchanges SMF Format 1 into SMF Format 0.

This document is a User's manual which describes a usage of FC10.

### ***Setup***

Installer is not attached. Please expand a compressed file which came to hand into a suitable place.

This manual and an executable file are included in the developed folder.

### ***Operating Environment***

FC10 can be operated in the following environments.

Compatible OS:	The computer which carried one of the following OS... <ul style="list-style-type: none"><li>• Microsoft® Windows® 98SE</li><li>• Microsoft® Windows® 2000</li><li>• Microsoft® Windows® XP</li></ul>
CPU/Clock	Celeron® 400MHz and more, or any compatible processors
Memory	64MB or more
Necessary hard disk space	10MB or more free space s

## Chapter 2 -----Usage

In order to startup the FC10, please double-click either an EXE file or shortcut icon. When FC10 is operated, a window shown in right side is displayed; moreover, please drop a SMF file which you want to convert into a depressed area of the window.



When an operation of conversion is terminated successfully, a message “Conversion Successful!!” is displayed. In addition, FC10 creates an “Output” folder in the same place as the inputted file, and saves SMF Format 0 of a same name in it.

In case of an error is occurred during a process, an error message is displayed. Please solve a problem with reference to Chapter 4 error message.

When terminating the FC10, please push a power button on a lower right corner.

### \* *Version Information*

In an initialization Window, it is possible to verify a version by pushing a FC10 logo. In addition, when click a URL written in blue color, will jump to [SMAF GLOBAL](http://smaf-global.com).

If FC10 log is pushed once again, it returns to initialization window.



## *Chapter 3 -----Format exchange specification*

FC10 develops all the events of all tracks on one time-axis.

Deletion or addition of events are not performed.

However, please pay attention to the following points in the case of conversion.

Develop as it-self even in a case which same channel is being used by multi-tracks.

The data which divided into two or more tracks and was recorded like a drum part corresponds to this cases. When a program change which differs to a multi-tracks exists, the change of a voice may put latest comes first, and may become the playback which is not intended.

When an event is existed in a same time and in multi-track, the one of smaller track is put in front.

In an outputted SMF Format 0, running status is not used.

When an inputted SMF Format 1 is used in a running status, the status byte currently omitted is complemented, and the each track is merged. Usually, a conversion from SMF Format 1 to SMF Form0 makes a file smaller, however, when the complement of running status is performed, it may become large conversely.


## *Chapter 4 -----Error Message*


When an error is occurred during a conversion, the following error messages will be displayed.


Error message	Factor and Measure
Cannot open SMF	Reading of SMF is not permitted or a file is under use with other applications. While checking the attribution of a file, please check whether SMF is under use or not.
Extension is not ".mid"	Isn't a file inputted other than SMF? Or isn't the extension of a file wrong? Please check an inputted file's name.
Invalid SMF	An inputted SMF data is incorrect. Data is not SMF or it may have broken.
Unsupported SMF	FC10 is not corresponded to the following formatted SMF. <ul style="list-style-type: none"><li>• Time management is time code format</li><li>• SMF Format 2</li></ul>
Input file is SMF Format 0	SMF Format 0 is entered. Un-necessary to conversion.
Cannot save SMF	The file which is read only is existed as a same name, or the writing of the folder itself may not be permitted. Please check a folder and the attribute of a file.
Disk space not enough	The availability of a disk is run out. Please delete an unnecessary file, and convert again after increasing availability.


## *Chapter 5 -----Frequently Asked Questions*


 Multi-files are dropped but only one is converted.

 Only one SMF can be inputted at once. When multi-files are selected and dropped, only one file in it is converted.

 After the conversion of SMF, a SMF created before the operation is disappeared.

 Overwrite preservation is carried out when SMF of the already same name as an output place exists. About an important file, it is necessary to change a name beforehand or to move into another folder.

 A character will overflow from a window and a layout will collapse.

 Please set font size as "a small font" from the property of a screen. In font sizes other than the usual size (96dpi), it is not displayed finely.